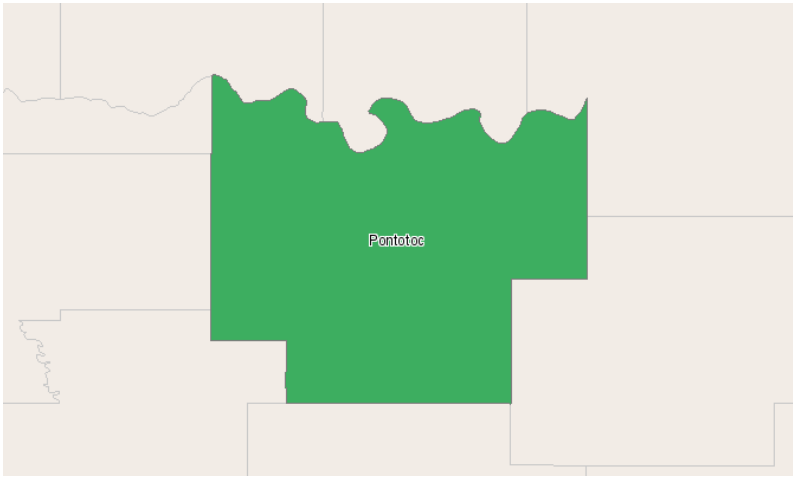


# Southern Workforce Investment Board



P.O. Box 1577  
Durant, Oklahoma 74702

## Snapshot Report

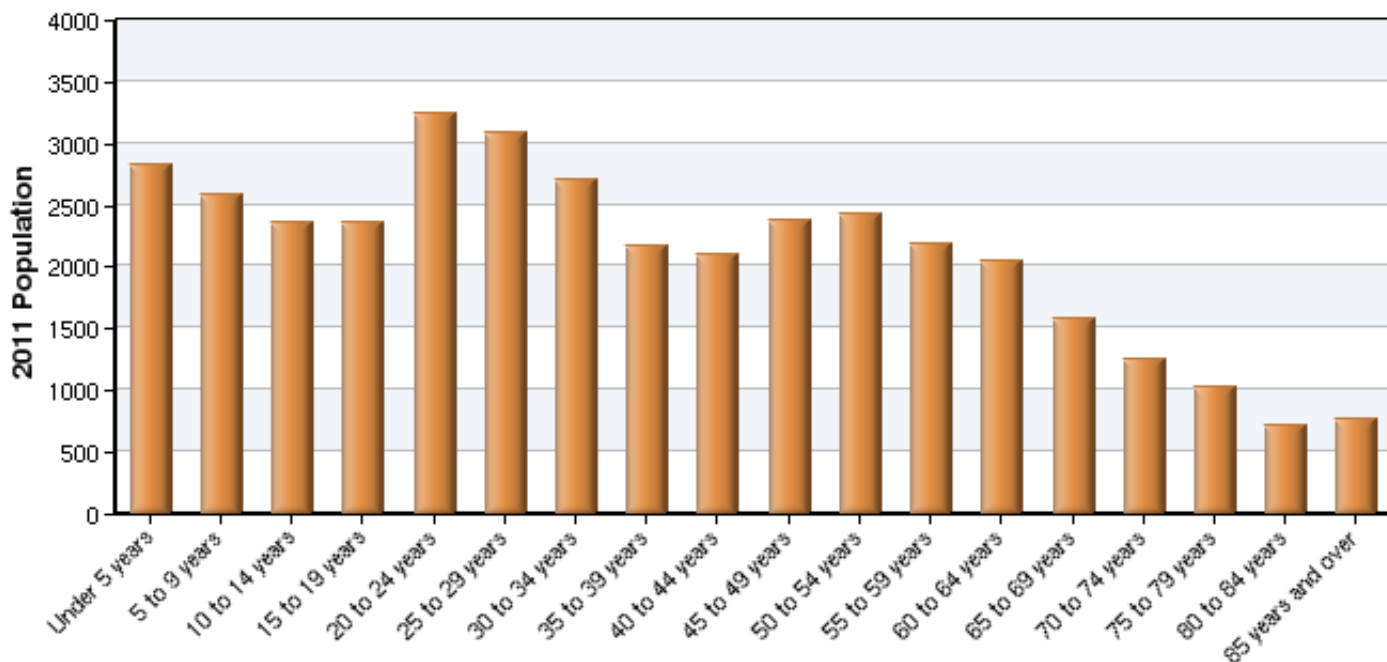


## Region Info

Region: Pontotoc

County Areas: Pontotoc, Oklahoma (40123)

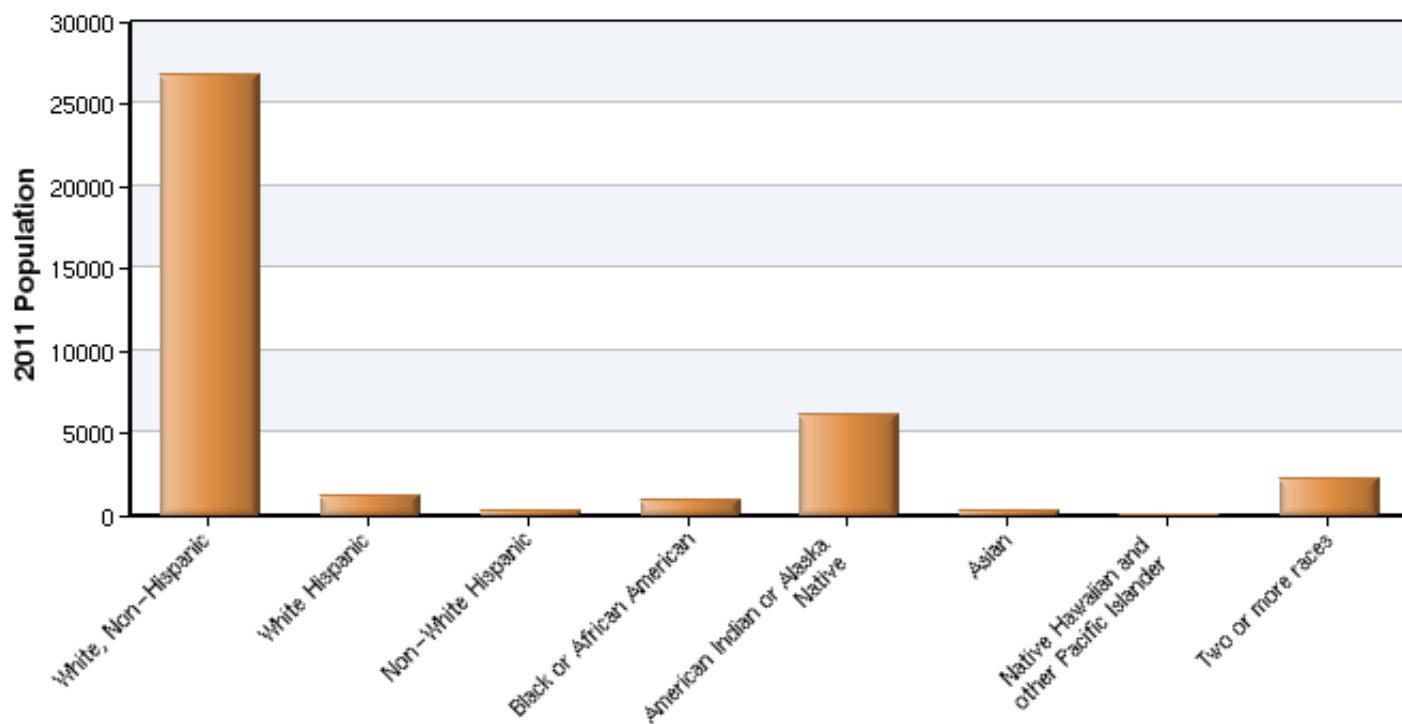
## Age Demographics



Age	2011 Population	% of Population
Under 5 years	2,827	7%
5 to 9 years	2,580	7%
10 to 14 years	2,358	6%
15 to 19 years	2,356	6%
20 to 24 years	3,230	9%
25 to 29 years	3,087	8%
30 to 34 years	2,693	7%
35 to 39 years	2,160	6%
40 to 44 years	2,094	6%
45 to 49 years	2,381	6%
50 to 54 years	2,421	6%
55 to 59 years	2,183	6%
60 to 64 years	2,052	5%
65 to 69 years	1,578	4%
70 to 74 years	1,245	3%
75 to 79 years	1,028	3%
80 to 84 years	716	2%
85 years and over	768	2%

Source: EMSI Complete Employment - 4th Quarter 2010

## Race/Ethnicity Demographics



Race/Ethnicity	2011 Population	% of Population
White, Non-Hispanic	26,808	71%
White Hispanic	1,169	3%
Non-White Hispanic	257	1%
Black or African American	948	3%
American Indian or Alaska Native	6,147	16%
Asian	216	1%
Native Hawaiian and other Pacific Islander	7	0%
Two or more races	2,205	6%

Source: EMSI Complete Employment - 4th Quarter 2010

## Gender Demographics

---



Gender	2011 Population	% of Population
Males	18,415	49%
Females	19,342	51%

Source: EMSI Complete Employment - 4th Quarter 2010

## Data Sources and Calculations

---

### Demographic Data

The demographic data in this report is compiled from several sources using a specialized process. Sources include US Census Bureau annual estimates, birth and mortality rates from the US Health Department, and projected regional job growth.

### State Data Sources

This report uses state data from the following agencies: Oklahoma Employment Security Commission.